

Services

Tailor-made projects

Customizable services at your request, with you in the driver's seat

From antigen to assay

We can do it all – from antigen design to assay development – and when all is said and done, you own the rights

Perfectly matched antibody pairs

We've been doing this for decades – let us help you create the best possible sandwich assay




MABTECH

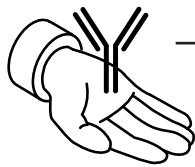
What can we do for you?

Our services are customized to your request. We can assist with every step, from antigen design to antibody production or complete immunoassay development. After each step, you decide how to move forward, change something, or pause the project. In other words, you are in control of both the time plan and costs.


Building on several decades of accumulated knowledge and experience in designing sandwich assays as well as ISO certification, we stand ready to help you.




Our services at a glance



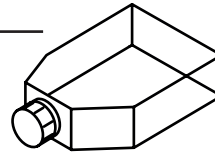
**Antibody
development**



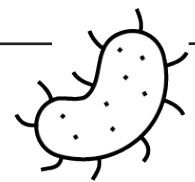
**Assay
development**




**Assay
outsourcing**



**Cell
culture**



MAT assays



Consultation

Our antibodies have been awarded



Develop antibodies with us

At Mabtech, we specialize in the development of monoclonal antibodies for a variety of research applications. Our team offers a full range of services, from antigen design and optimization to the production and characterization of monoclonal antibodies.

Our services are divided into steps and we put you in the driver's seat so you are in full control to make sure you get the antibody you need.

Once we've developed the hybridoma, you can either decide to take it as is (no royalty fee) or let us help with the cultivation and cell banking.


Start with a consultation with one of our experts and we'll draw up a plan with you in the center of it all. With us, antibody development has never been easier.

Project steps



1. First meeting: Let's discuss!

Tell us your needs and dreams for the project.



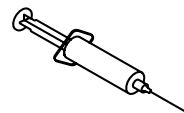
2. Antigen development

Don't have the antigen for immunization? Let us design and express it for you in our optimized HEK expression system.



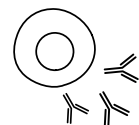
3. Immunization and serology

We immunize mice or rats with the antigen and then run serology to measure the specific immune response.



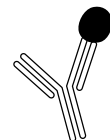
4. Hybridoma production

We generate the hybridomas and then screen for the best clones. These are then expanded and cryopreserved.




5. mAb characterization

We'll measure the affinity and perform epitope binning of the novel antibodies.



6. mAb production

The best hybridoma(s) are cultivated and the generated antibodies are purified just for you.

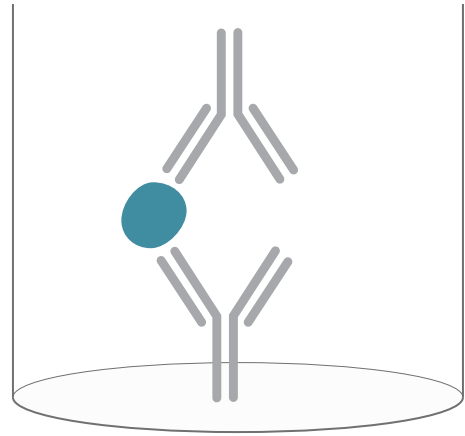


Develop a full immunoassay with us

Assay development

Are you planning to make a kit with your antibodies? Great! We can help! Whether you need both a capture and a detection antibody, or have a different approach in mind, our highly skilled staff in the Production and Quality Control teams will help you design your assay and get it into the format that you need.

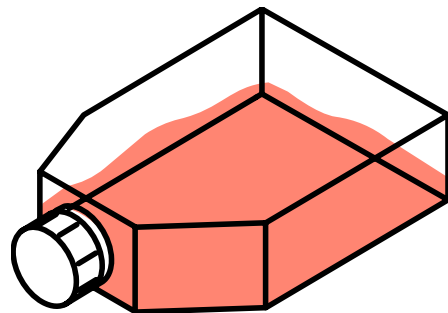
- Screening of mAb combinations
- Cross-reactivity analysis of antibodies
- Determining the appropriate capture/detection antibody
- Development of a protein standard
- ELISA standard titrations
- Antibody-coated plates
- Quality control and validation of your assay
- Kit assembly and design of data sheet



Cell culture

We're not just good at finding mAb pairs, we've also perfected growing cells. Let us help you with:

- Cell banking
- Antibody production and purification up to 10 g
- Antibody conjugations: biotin, fluorophore, etc.

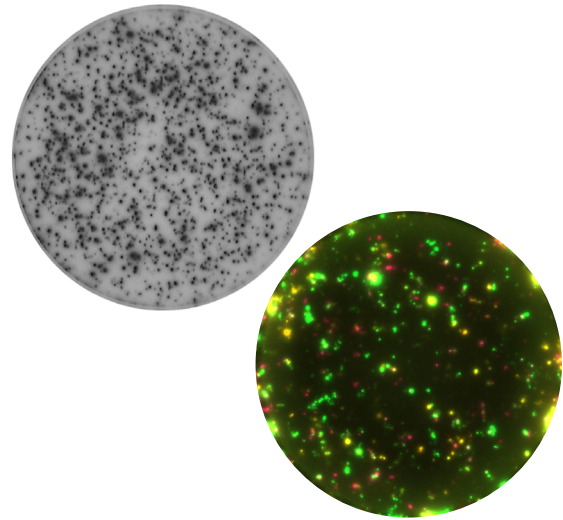


What other services do we offer?

Assay outsourcing

ELISpot and FluoroSpot are highly sensitive immunoassays used to study protein secretion by single cells. For example, ELISpot is the gold standard for identifying vaccine-specific responses in preclinical as well as clinical trials. By detecting several effector molecules in parallel, FluoroSpot can take an even closer look at the functional response to a stimulus.

We run ELISpot and FluoroSpot ourselves on a day-to-day basis, and continuously develop the assays. Why don't you let us run your next ELISA, ELISpot, and FluoroSpot project for you?



Service made simple


1. Describe your project
2. You send your samples
3. We run the assay
4. You get a full report

Monocyte Activation Test (MAT)

MAT assays are routinely run to confirm that pyrogenic impurities don't cause unwanted side effects in downstream applications. We offer the following types of MAT assays:

- IL-6 ELISA
- IL-1 β ELISA
- IL-6/IL-1 β FluoroSpot

The assays are performed with pooled human PBMCs and include endotoxin or non-endotoxin pyrogens as positive controls in accordance with Eu. Pharm Chapter 2.6.30 method A, B or C.



Need help with something else?

Consultation

Monoclonal antibody development, purification, conjugation, assay development – everything we do to create our immunoassay kits, we can do for you. But we'll also gladly help you set up an experiment, train your team, or spearhead the assay transfer from one site to another. Just reach out!

- 35+ years in business
- 115 monoclonal antibody pairs developed
- 22 target species
- ISO 9001 and ISO 13485 certified
- 20.3 g mAbs produced on contract basis in 2022

Contact us!

At Mabtech, we're scientists who love helping other scientists achieve their goals. It's our favorite thing to do! So never hesitate to write to us with any kind of inquiry. We want to make sure

you succeed in all you do! Send us your request and we'll schedule a meeting to outline how to match your goals. During that first session, you'll meet at least one of our colleagues:



Bartek Makower
Chief Scientific Officer



Niklas Ahlborg
Business Development Director
niklas.ahlborg@mabtech.com



David Hallengård
Head of Lead Generation

MABTECH

About Mabtech

Mabtech is a Swedish biotech company founded in 1986. Our mission is to aid scientists to reach new frontiers through optimal immunoassays and instruments.